

**Obsolete Product**



**Recommended substitute product**

Weighing controller  
**F600A**

Weighing controller  
**F600AT**


■ Obsolete date October 2012

■ Difference to recommended substitute product

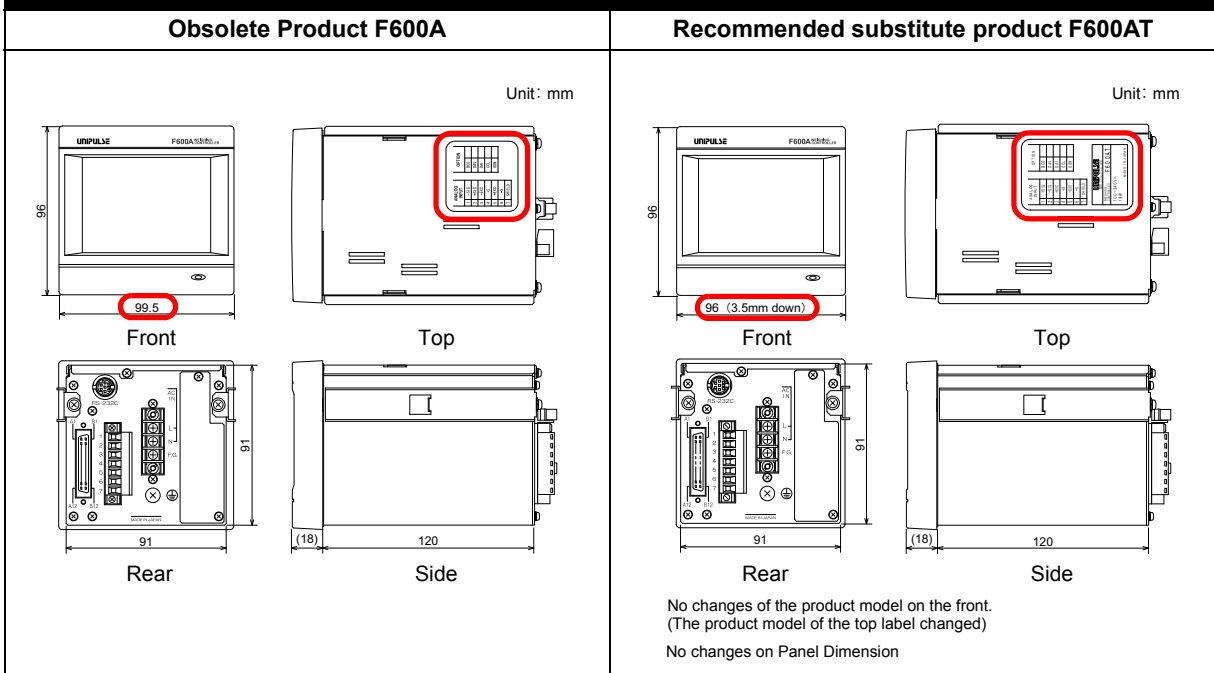
| Model  | Product appearance      | External dimension      | Attachment dimension | Interface |
|--------|-------------------------|-------------------------|----------------------|-----------|
| F600AT | ○<br>(LCD, front panel) | ○<br>(Only front panel) | ◎                    | ◎         |

◎ : Fully compatible    ○ : Minor change    ☆ : Major change

■ Product appearance



■ External dimension



| ■ Specification        |                      | < Differences >   |   |
|------------------------|----------------------|---|---|
|                        |                      | Obsolete Product<br>F600A                                       | Recommended substitute product<br>F600AT  |
| Display section        | Display unit         | STN color LCD   | TFT color LCD   |
|                        | Display area         | 71.02 (W) × 53.26 (H) mm  | 70.56 (W) × 52.92 (H) mm<br>※ About 0.5mm down  |
|                        | Contrast             | Necessary Adjustment  | Unnecessary Adjustment  |
|                        | Backlight            | Two levels (Light on · Light out)                               | Three levels (Bright · Dark · Light out)  |
| General specifications | Power consumption    | 20W (max)   | 18W (max)   |
|                        | Operating conditions | Operation temperature range :<br>0 ~ + 40 °C                    | Operation temperature range :<br>- 10 ~ + 40 °C   |
|                        | External dimension   | 99.5 (W) × 96 (H) × 138.0 (D) mm<br>(not including projections) | 96 (W) × 96 (H) × 138.0 (D) mm<br>(not including projections)<br>※ Reduce width 3.5mm<br>Only front panel change and no changes on Panel cut dimension. |

■ F600AT backlight

You choose the backlight from three levels (Bright · Dark · Light out)

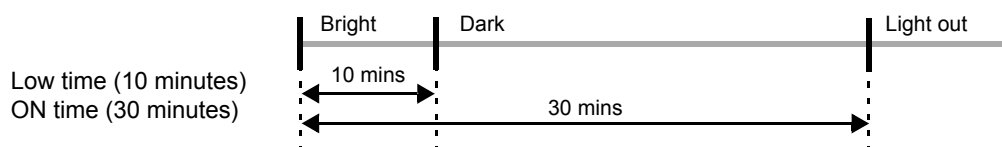
Bright : As usual bright display

Dark : A little darker than Bright

Light out : Black out screen

Backlight setting (2types) ON time setting & Low time setting).

Example) If you set the ON time for 30 minutes, and the Low time for 10 minutes.



※ If you set ON time less than Low time, ON time is to prioritize.